



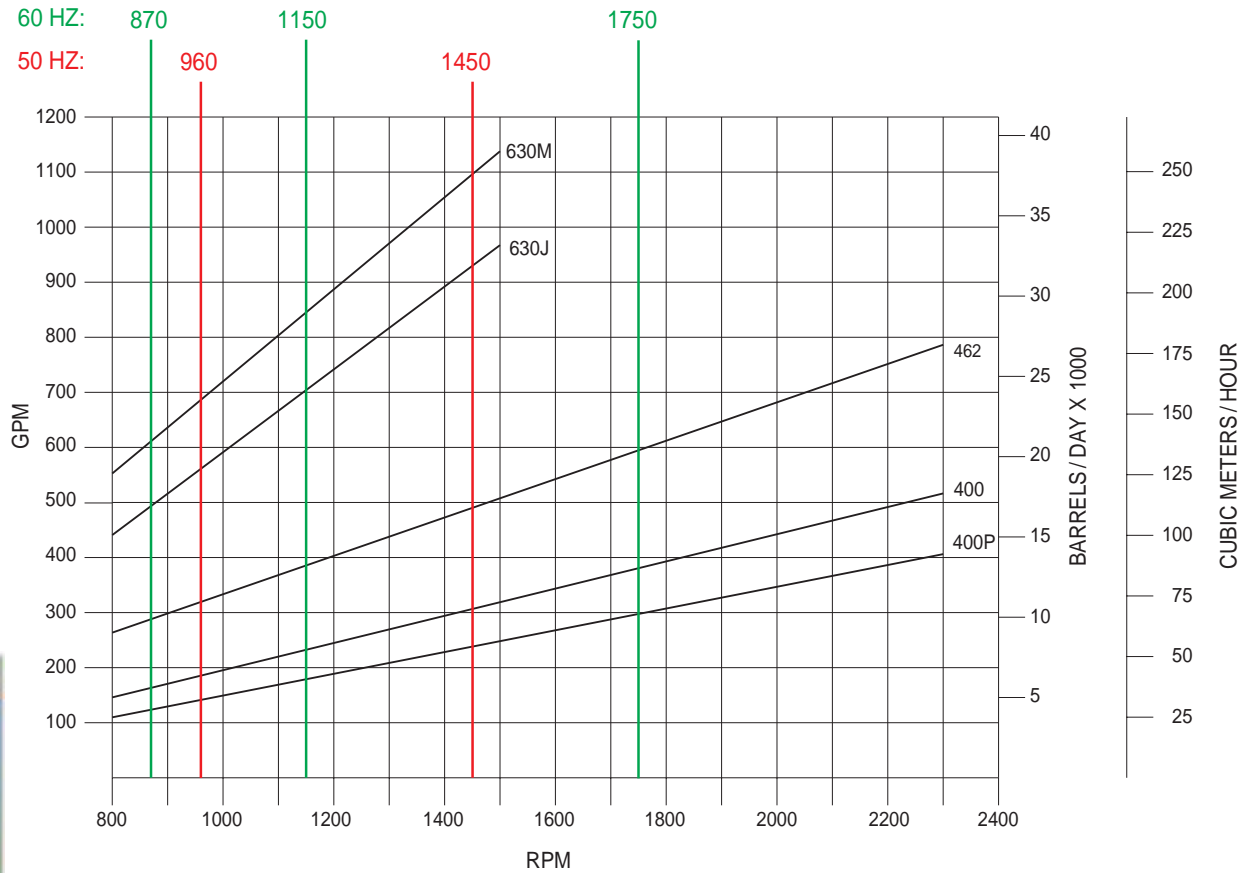
8L SERIES THREE SCREW PUMPS



The reliable pump people

ROTARY SCREW PUMPS

Performance Shown at 1500 PSID (103 BAR), 200 SSU (43 CST)



8L-630M crude oil pipeline pump in Western Canada delivers 900 GPM at 1440 PSIG, 1200 RPM, 1000 HP



Diesel engine drive 8L-400 pumps on pipeline service in Central America delivering 14,000 B/D of 9300 SSU crude oil at 1400 PSIG

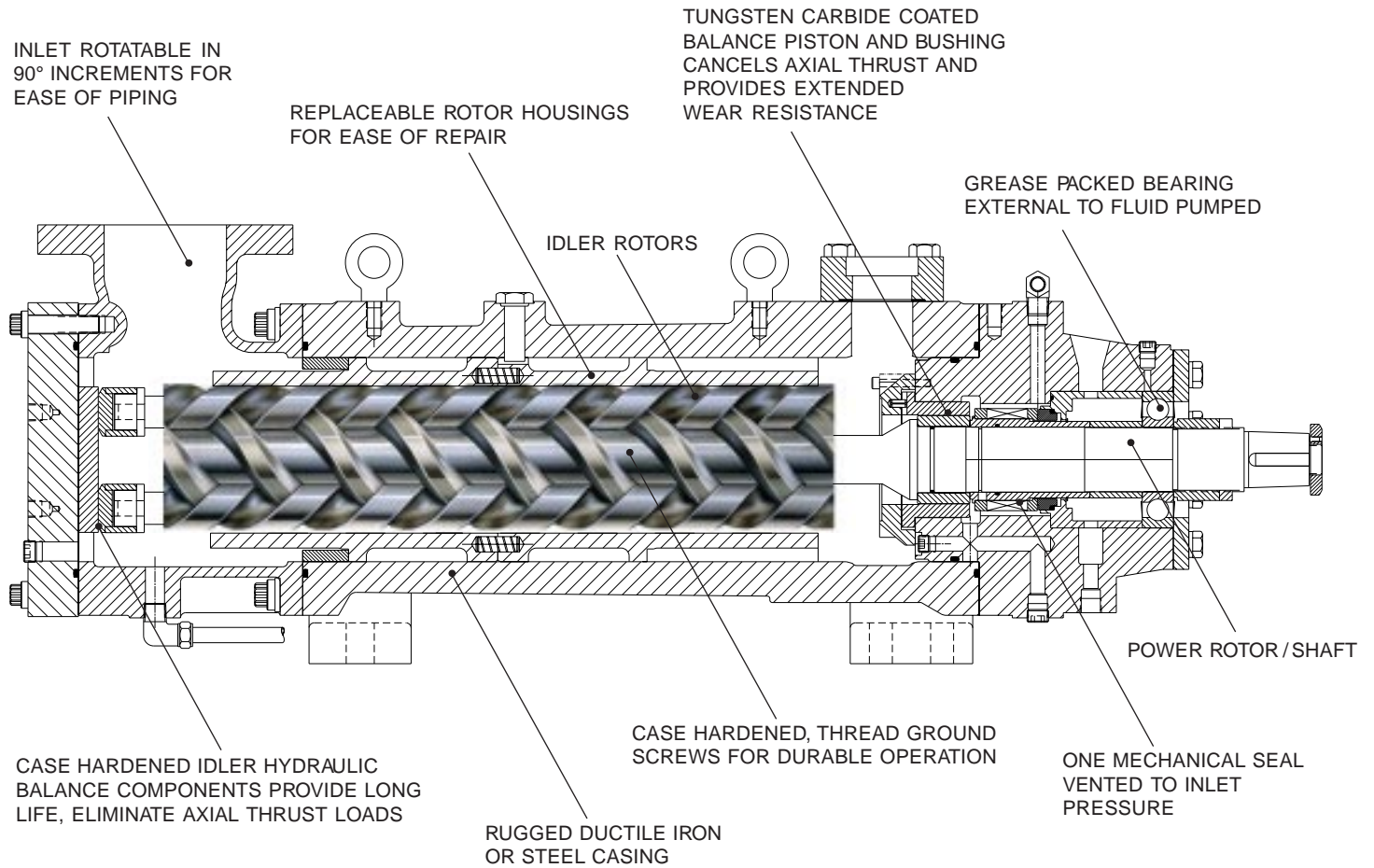


One of six 8L-462 on crude oil pipeline service in South America. Each delivers 575 GPM at 1850 PSIG.



Three 1/2 capacity 8L-400 pumps delivering fuel oil to power plant boilers

Imo Series 8L Pump



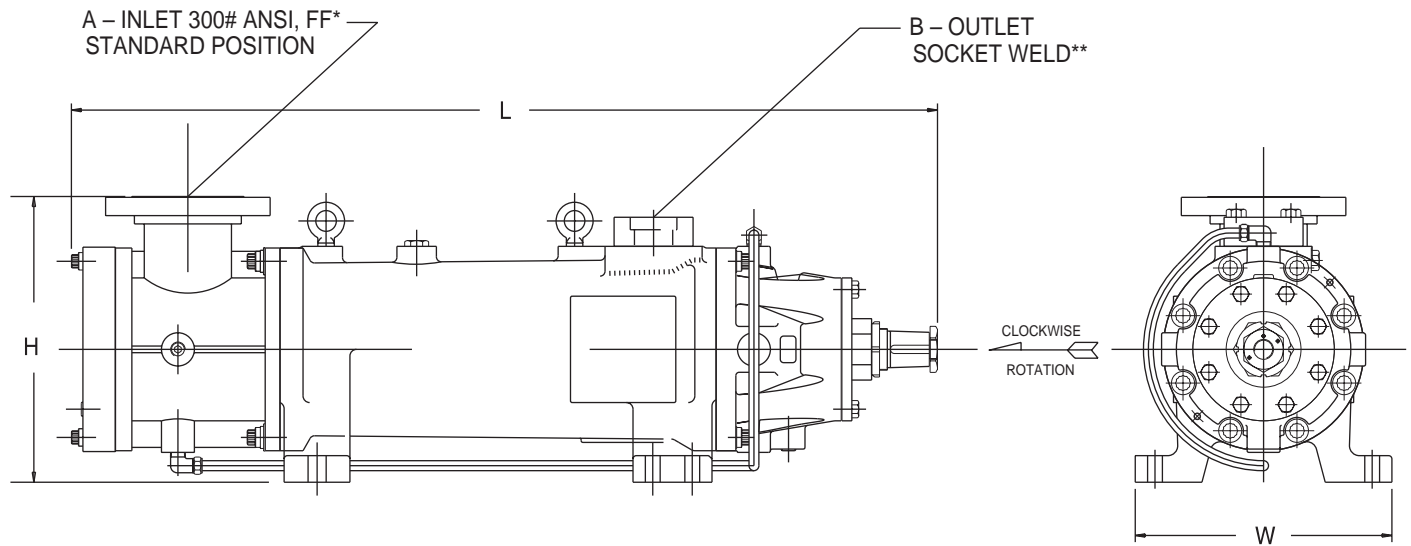
Fabricated steel cased 8L-630 on baseplate with electric motor. Left facing inlet port, top ANSI flange discharge.

Specifications

Casing	High shock capacity ductile (nodular) iron standard in sizes 400 and 462, cast steel optional. Size 630 uses a fabricated steel case.
Rotor Housing	Bronze standard on sizes 400 and 462, bimetal optional. Bimetal standard on size 630.
Power Rotor	Alloy steel, nitride hardened and thread ground.
Idler Rotors	Alloy steel, nitride hardened and thread ground.
Gaskets	Buna N and fluoroelastomer.
Seal & Bearing	Type B: Buna N bellows mechanical seal with carbon on niresist faces, Buna N o-rings and external, permanently grease packed deep groove ball bearing. Recommended for distillate oils. Type H: Positive drive mechanical seal with carbon on tungsten carbide faces, fluoroelastomer o-rings and external, high temperature ball bearing, (size 630 has regreaseable duplex bearings). Recommended for residual and crude oils.
Accessories	Completely mounted, built to order pump/driver assemblies are available with baseplates, ANSI RF spool pieces, etc.
Outlet Pressure	1000 PSIG (70 BAR) maximum, bronze construction. 2000 PSIG (138 BAR) maximum, bimetal construction. Minimum recommended differential pressure is 40 PSI (2.8 BAR). Consult Imo Pump for pressures above 1500 PSIG (103 BAR).
Inlet Pressure	75 PSIG (5.2 BAR) maximum, sizes 400 & 462. Modification to 600 PSIG (41.4 BAR) available. 150 PSIG (10.3 BAR) maximum, size 630.
Viscosity	33 SSU (2.0 CST) minimum. Type B: 3000 SSU (650 CST) maximum. Consider cold startup conditions. Type H: Viscosities above 3000 SSU (650 CST).
Temperature	Type B: 0 to 180°F (-18 to 82°C) Type H: 0 to 250°F (-18 to 121°C)
Drive	Direct only.
Rotation	Clockwise facing pump shaft.
Mounting	May be foot mounted in any orientation.
Filtration	Inlet strainers are required to keep contaminants and abrasives out of the pump. They must be selected in consultation with the strainer vendor to prevent pump starvation. Normally, 60 mesh (0.01 inch- 238 micron) for light and 1/8-3/16 inch (3-5mm) openings for heavy oils are recommended.
Maximum Speed*	2300 RPM maximum for sizes 400 and 462. 1500 RPM maximum for size 630. Speeds above 1800 RPM require Imo Pump review. * Assumes minimum inlet pressure requirements are met.

100-1100 GPM (378-4163 L/M) Pressure to 2000 PSIG (138 BAR)

8L series pumps are designed for pipeline transport in medium to high pressure service on crude oils, fuel oils and other petroleum products. Pumps consistently operate with very high efficiencies, typically over 80%. Since energy costs are a significant portion of total pipeline operating expenses, screw pumps from Imo Pump can save energy costs, especially over centrifugal pumps. The 8L series also finds extensive use in steam/electric power plants as the burner pumps supplying fuel to the boilers. Many systems are equipped to handle distillate fuel oil, low sulfur and residual oils all with standard Imo 8L pumps. This flexibility allows optimum fuel use depending on price and availability.



SIZE	A		B		H		L		W		WEIGHT	
	INCH	MM	INCH	MM	INCH	MM	INCH	MM	INCH	MM	LBS.	KG
400	6	152.4	3	76.2	21.5	546.1	64.4	1636	19.5	495.3	1665	757
462	8	203.2	4	101.6	24.5	622.3	72.3	1837	25	635	2480	1128
630	10	254	8	203.2	32	812.8	90.4	2297	27	685.8	6351	2287

* 630 SIZE IS RAISED FACE

** 630 DISCHARGE IS 1500 # RF

The Reliable Pump People



A Member of the
COLFAX PUMP GROUP

Imo Pump

1710 Airport Road
PO Box 5020
Monroe, NC
28111.5020
USA

tel +1 (704) 289 6511

fax +1 (704) 289 9273

E-mail

Imo.Pump@ColfaxCorp.com

Internet

<http://www.imo-pump.com>



ALLWEILER



HOUTTUIN



IMO PUMP



WARREN



COLFAX PUMP GROUP



Quality Management System